

Container Registrations

July 2014

Release date: 24 September 2014

	Jul 14	Jun 14	May 14	Apr 14
Total	560	855	447	484
Business	346	487	238	254
Private	214	368	209	230

Registrations decline following strong June

The total number of container registrations decreased markedly in July, due to declines in both private and business container registrations. The result follows a particularly strong June, in preparation for King's Birthday celebrations and church conferences. The total number of containers from New Zealand and Australia fell by 36.0 per cent and 27.8 per cent respectively, despite the TOP remaining relatively stable over the month. The number of cargo vessels was also lower over the month.

In year-ended terms total container registrations rose 14.7 per cent, due to a strong rise in private container registrations. Business container registrations also gained, albeit slightly. Banks' foreign transaction data to date supports similarly strong growth.

Imports data are important for our assessment of the distribution sector which is anticipated to have grown firmly in 2013-14 and again in 2014-15. Much of this growth we expect to be generated by the less formal parts of the sector, such as Saturday morning fairs.

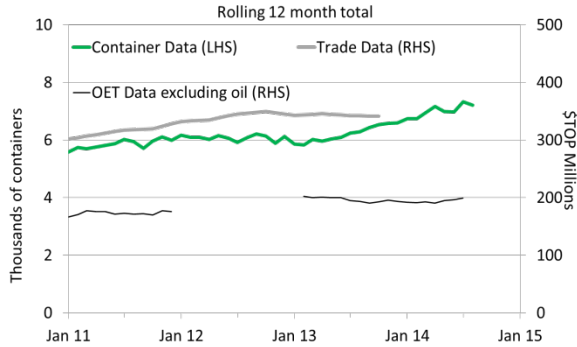
Given that the NRBT's foreign reserves position is at a comfortable level, developments in this release exert very limited pressure on the NRBT's monetary policy stance.

Container Registrations
Total Number of Containers

	Month ended			3 months-ended			Year ended		Share of total Sample ave.
	Jul 14	Jun 14	May 14	Jul 14	Apr 14	Jan 14	Jul 14	Jul 13	
Total containers	560	855	447	1862	1681	1916	7209	6286	100
Business	346	487	238	1071	849	1078	4103	4010	57
Private	214	368	209	791	832	838	3106	2276	43

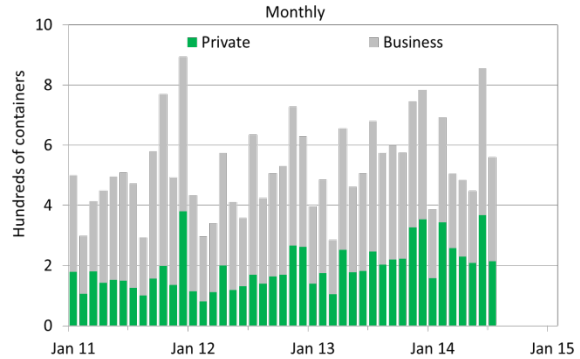
Source: Tonga Ports Authority

Import Indicators



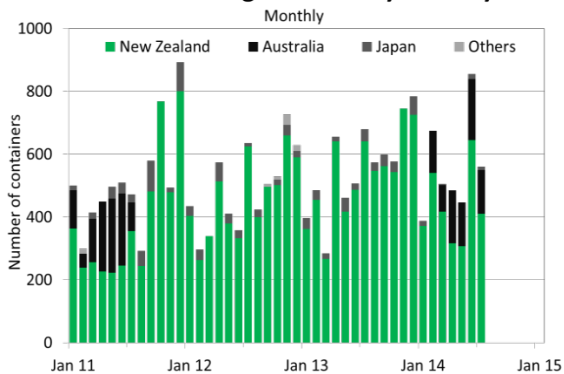
* Break in 2012 due to introduction of foreign exchange dealer reporting
Sources: Banking System, Foreign Exchange Dealers, Statistics Department, Tonga Ports Authority

Total Container Registrations



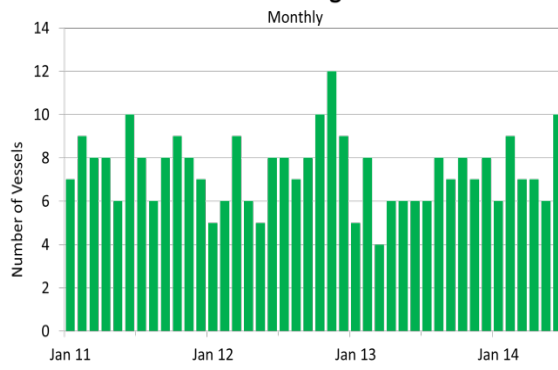
Sources: NRBT, Statistics Department, Tonga Ports Authority

Container Registrations by Country



Source: Tonga Ports Authority

Total Cargo



Source: Tonga Ports Authority